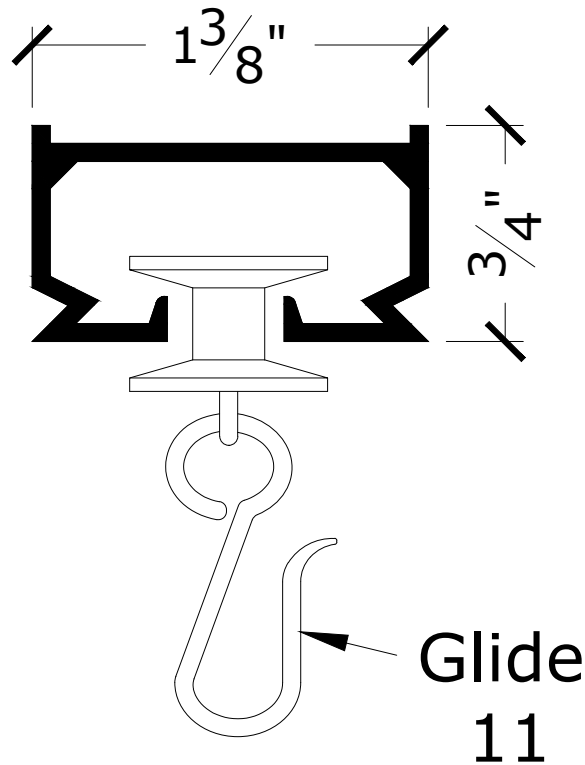


Surface Mounted Cubicle Curtain Track

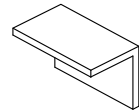


MATERIAL	#6063 Extruded Aluminum
FINISH	Satin Anodized or White Powder Coat
BENDS	All bends shall be 12" radius and up to 90 degrees
CARRIERS _____/Ft	GLIDE 11 - One piece nylon spool, tangle free nylon swivel, and nickel plated steel hook.

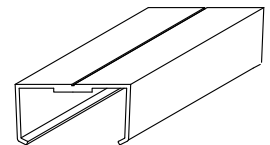
1200CT Track Detail



1207 End Cap (EC)



1208 Connector (C)



1210 End Gate (EG)

