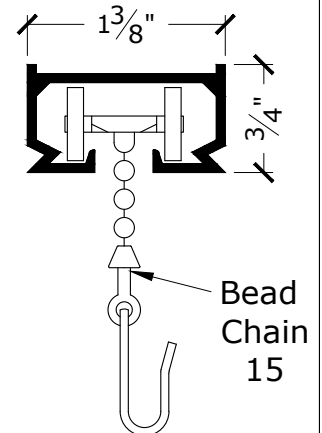


Surface Mounted Cubicle Curtain Track

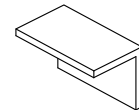


MATERIAL	#6063 Extruded Aluminum
FINISH	Satin Anodized or White Powder Coat
BENDS	All bends shall be 12" radius and up to 90 degrees
CARRIERS _____/Ft	BEAD CHAIN 15 - Nylon axle, two nylon wheels, tangle free bead chain swivel, and aluminum hook.

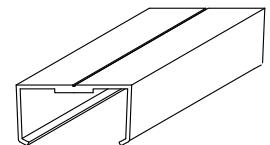
1200CT



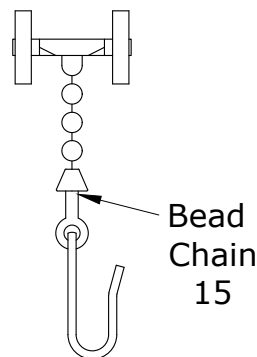
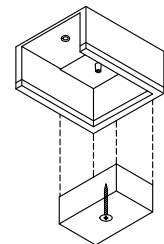
1207 End Cap (EC)



1208 Connector (C)



1210 End Gate (EG)



ARCHITECT	
CONTRACTOR	
DISTRIBUTOR	
PROJECT	

DATE	
DATE REV	
DRAWN BY	
JOB #	
SHEET	2 of