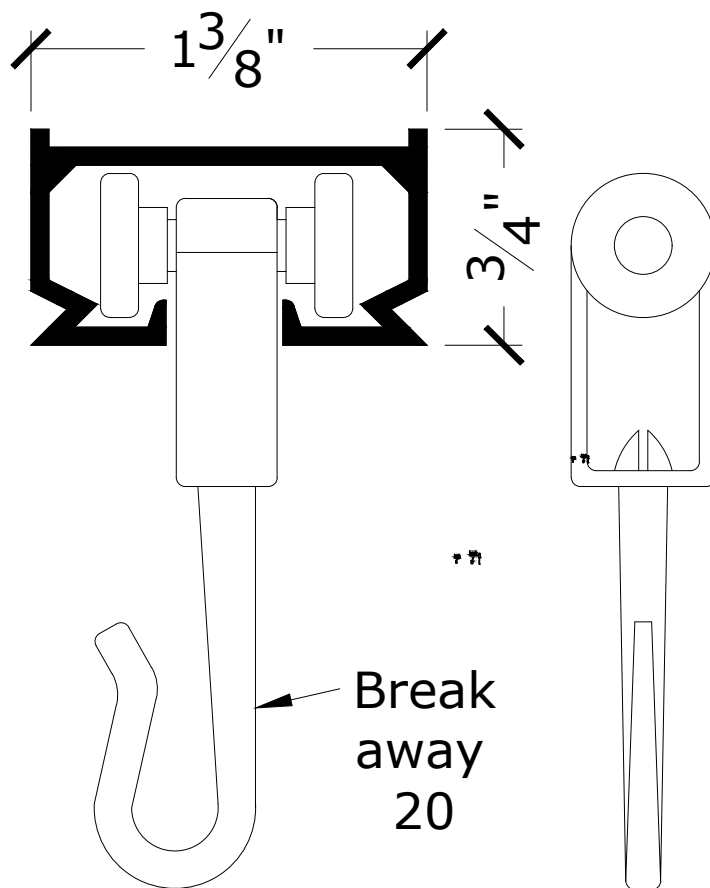


# Surface Mounted Cubicle Curtain Track

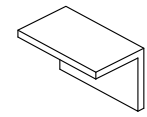


MATERIAL	Extruded Aluminum
FINISH	Satin Anodized or White Baked Enamel
BENDS	All bends shall be 12" radius and up to 90 degrees
CARRIERS _____/Ft	BREAKAWAY 20 - Nylon axle, two nylon wheels, and nylon breakaway hook.

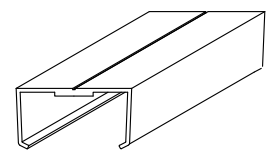


## 1200CT Track Detail

1207 End Cap (EC)



1208 Connector (C)



1210 End Gate (EG)

