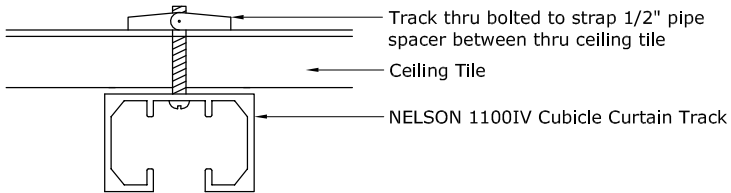
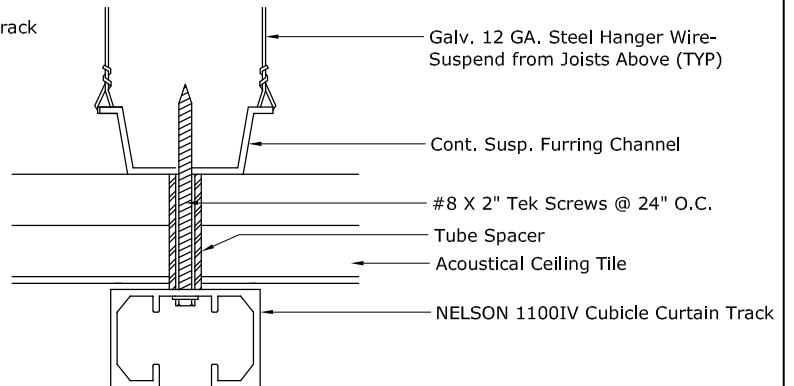


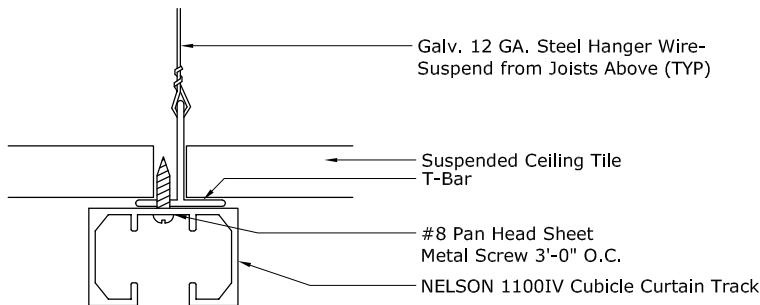
These details represent only a few of the possible methods for installing IV track. If specific procedures are outlined in contract documents, please verify with architect exactly which method to follow. Fastening devices noted here are to be used as guidelines only. Specific sizes and spacing must be determined by installer. No fastening devices or any above-ceiling supports are furnished with our track.



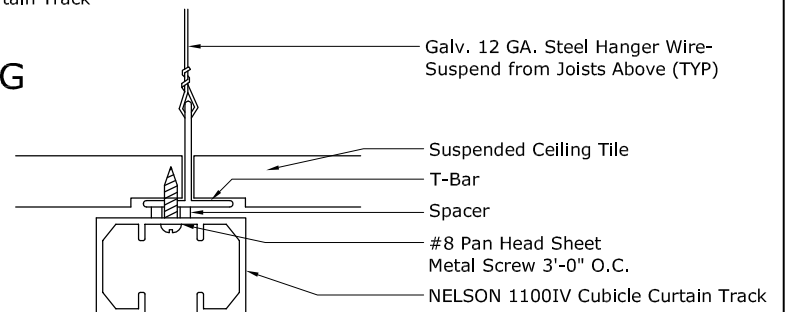
SURFACE MOUNTED CUBICLE TRACK



SUSPENDED TILE CEILING WITH HAT CHANNEL



SUSPENDED ACOUSTICAL TILE CEILING



SUSPENDED TEGULAR TILE CEILING

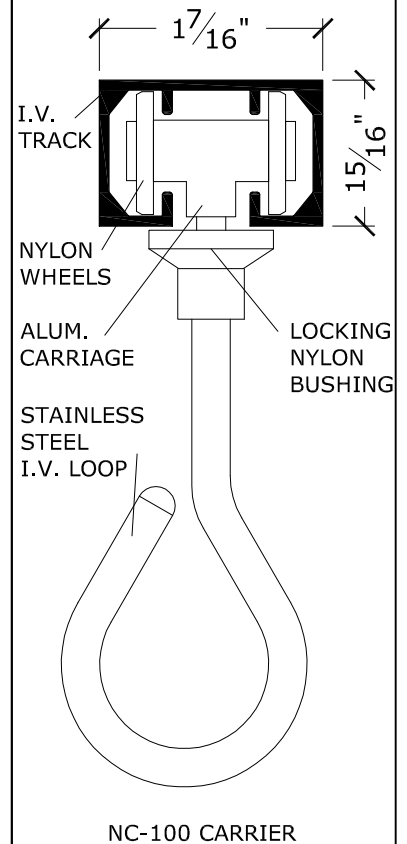
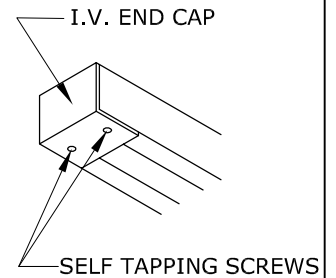
IV TRACK MOUNTING DETAILS

Surface Mounted I.V. Track & I.V. Carrier



MATERIAL	#6063 Extruded Aluminum
FINISH	Satin Anodized or White Powder Coat
BENDS	All bends shall be 12" radius and up to 90 degrees
IV CARRIERS	NC-100-Aluminum carriage, 4 nylon wheels, stainless steel IV loop, locking nylon bushing. Locks into place with a single 180 degree twist. per track total

1100IV



ARCHITECT		DATE	
CONTRACTOR		DATE REV	
DISTRIBUTOR		DRAWN BY	
PROJECT		JOB #	
		SHEET	