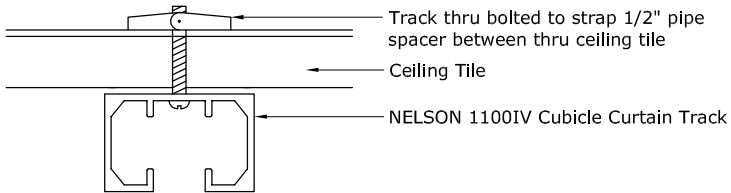
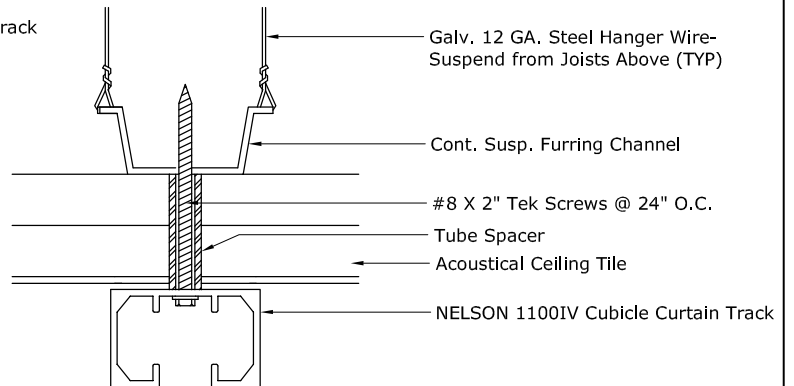


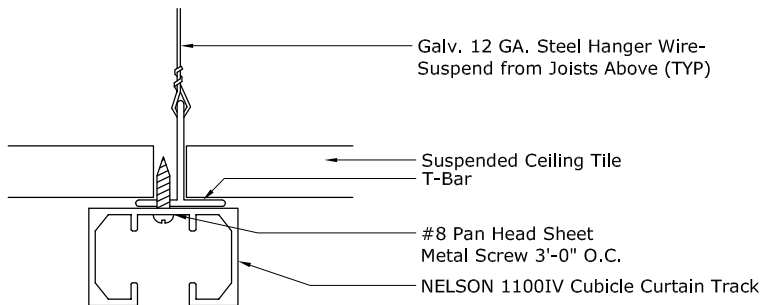
These details represent only a few of the possible methods for installing IV track. If specific procedures are outlined in contract documents, please verify with architect exactly which method to follow. Fastening devices noted here are to be used as guidelines only. Specific sizes and spacing must be determined by installer. No fastening devices or any above-ceiling supports are furnished with our track.



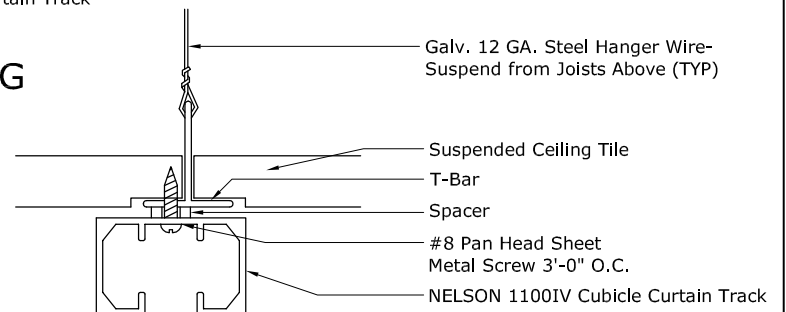
SURFACE MOUNTED CUBICLE TRACK



SUSPENDED TILE CEILING WITH HAT CHANNEL



SUSPENDED ACOUSTICAL TILE CEILING



SUSPENDED TEGULAR TILE CEILING

IV TRACK MOUNTING DETAILS