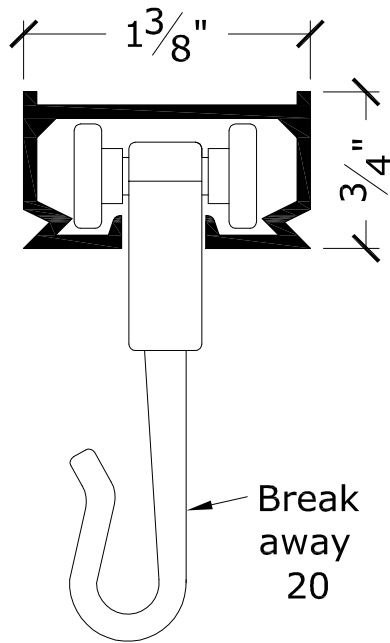


Surface Mounted Cubicle Curtain Track

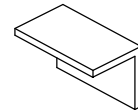


MATERIAL	Extruded Aluminum
FINISH	Satin Anodized or White Baked Enamel
BENDS	All bends shall be 12" radius and up to 90 degrees
CARRIERS _____/Ft	BREAKAWAY 20 - Nylon axle, two nylon wheels, and nylon breakaway hook.

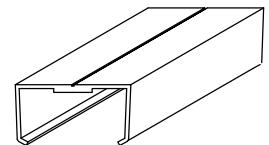
1200CT Track Detail



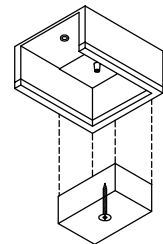
1207 End Cap (EC)



1208 Connector (C)



1210 End Gate (EG)



ARCHITECT		DATE	
CONTRACTOR		DATE REV	
DISTRIBUTOR		DRAWN BY	
PROJECT		JOB #	
		SHEET	